

Scaled data based on original data using
LM-79-08 Approved Method: Electrical and Photometric Measurements of Solid-
State Lighting Products

Test Report Prepared for
Cooper Lighting Solutions
(formerly Eaton)

Brand: McGRAW-EDISON

Report Number: P413308

Luminaire Tested: **TT-D2-735-U-RW-PM**

Issue Date: 10/15/2020

Test Information

Test Method: LM-79-08
Report Number: P413308
TEST IS SCALED FROM IESNA LM-79-08 TEST DATA (G2-2010-981-1)
Test Lab: INNOVATION CENTER
Issue Date: 10/15/2020
Manufacturer: COOPER LIGHTING SOLUTIONS (FORMERLY EATON)
Product Line: McGRAW-EDISON
Catalog Number: TT-D2-735-U-RW-PM
Description: TOPTIER LED SITE LUMINAIRE
3500K, 70 CRI LEDS AND RECTANGULAR DISTRIBUTION
Light Source: -
Ballast/Driver: ELECTRONIC DRIVER

Summary

Lumens per Lamp: N/A
Luminaire Lumens: 3984 lumens
Efficiency: N/A
Efficacy: 101.6 lumens/watt
Luminous Opening: Circular (Dia: 1.12' x H: 0')
IES Classification: Type IV - Short
BUG Rating: B3 - U0 - G3

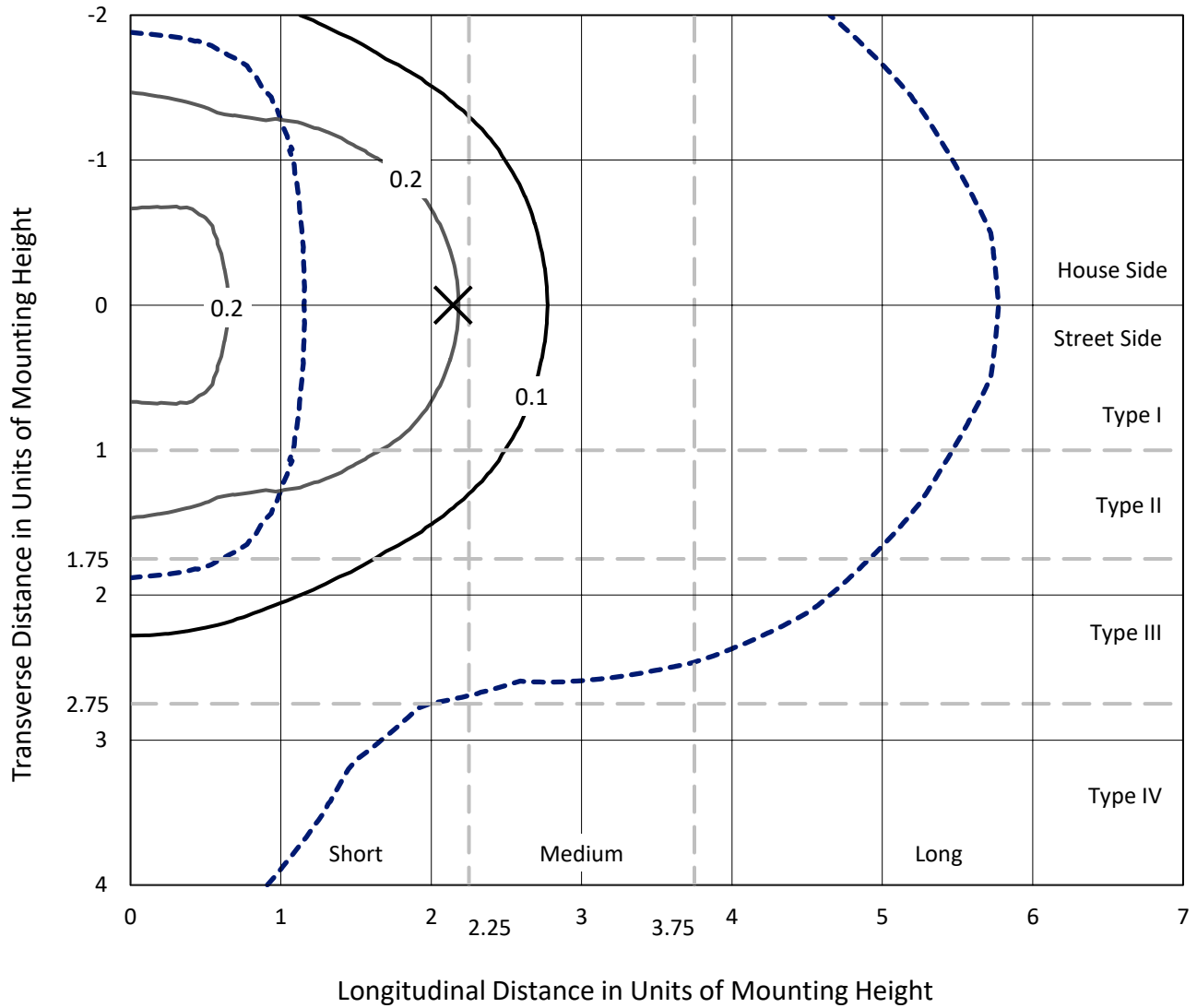
Input Watts (W): 39.2
Input Voltage (V): NR
Input Current (Ain): NR
Voltage Rise (V): NR
Power Factor: NR
Total Harmonic Distortion (THDi): NR
Frequency (hertz): 60
Stabilization Time: NR
Operation Time: NR
Ambient Temperature (°C): NR
Test Distance: 28.75 FT



REPORT NUMBER: P413308
 CATALOG NUMBER: TT-D2-735-U-RW-PM

Iso-Footcandle Lines of Horizontal Illumination

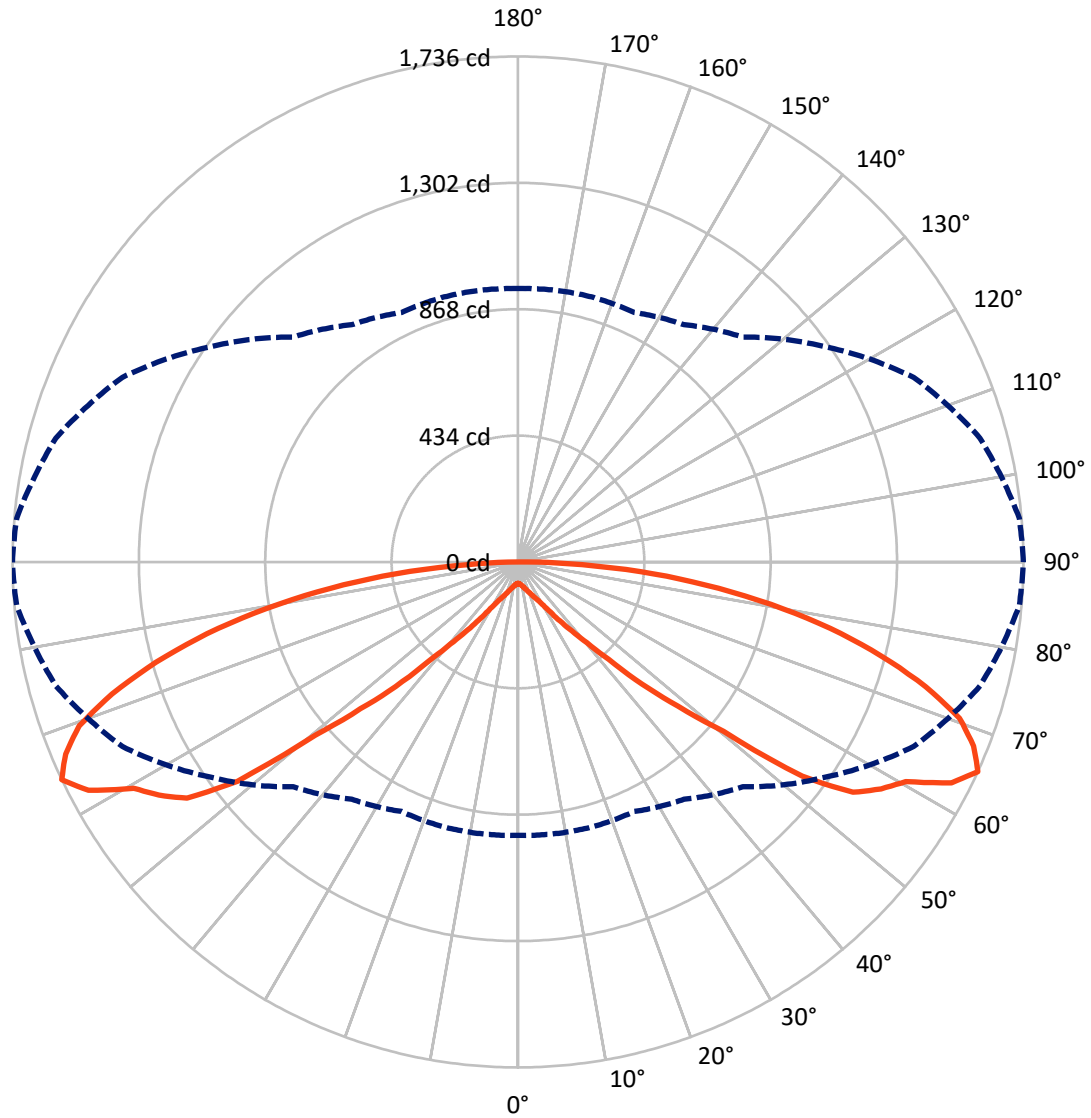
✕ Max cd
 - - - 1/2 Max cd



Based on 25 foot mounting height. Maximum calculated value = 0.4 fc
 Type IV - Short - N/A

REPORT NUMBER: P413308
CATALOG NUMBER: TT-D2-735-U-RW-PM

Luminous Intensity Polar Plot



— Vertical Plane Through 90-Deg Lateral - - - Horizontal Cone Through 65-Deg Vertical

REPORT NUMBER: P413308

CATALOG NUMBER: TT-D2-735-U-RW-PM

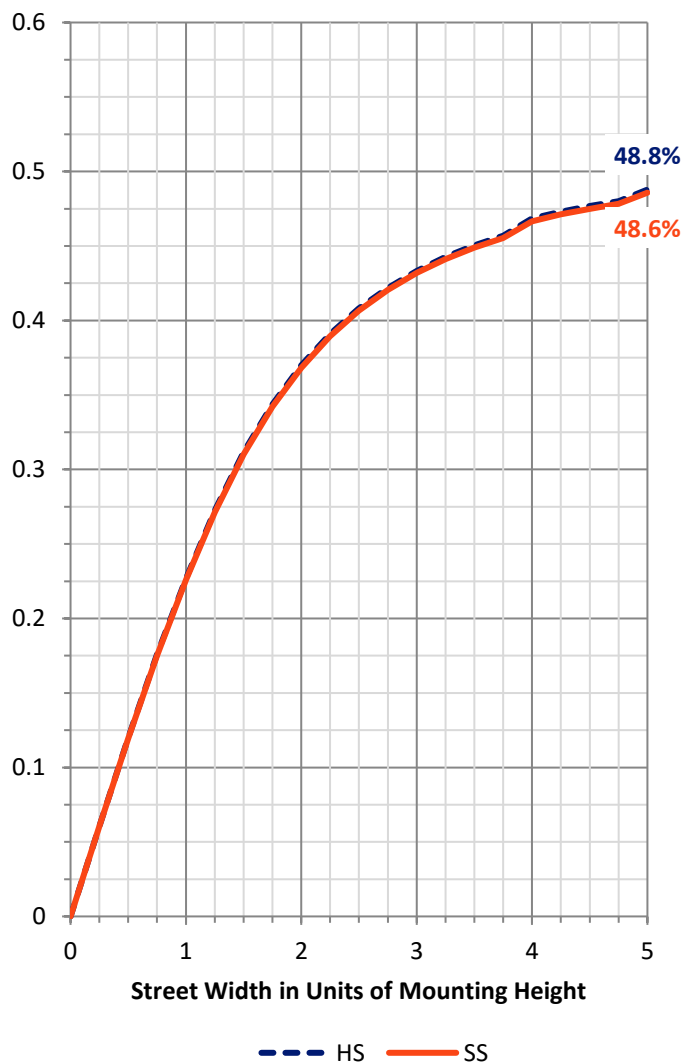
FLUX DISTRIBUTION:

		Downward	Upward	Total
House Side	Lumens	1992.0	0.0	1992.0
	% Fixture	50.0	0.0	50.0
Street Side	Lumens	1992.0	0.0	1992.0
	% Fixture	50.0	0.0	50.0
Total	Lumens	3984.0	0.0	3984.0
	% Fixture	100.0	0.0	100.0

ZONAL LUMENS:

Zone	Lumens	% Fixture
0°-10°	7.6	0.2
10°-20°	28.4	0.7
20°-30°	65.7	1.6
30°-40°	148.4	3.7
40°-50°	361.6	9.1
50°-60°	813.1	20.4
60°-70°	1188.3	29.8
70°-80°	1035.5	26.0
80°-90°	335.4	8.4
90°-100°	0.0	0.0
100°-110°	0.0	0.0
110°-120°	0.0	0.0
120°-130°	0.0	0.0
130°-140°	0.0	0.0
140°-150°	0.0	0.0
150°-160°	0.0	0.0
160°-170°	0.0	0.0
170°-180°	0.0	0.0
0°-90°	3984.0	100.0
0°-180°	3984.0	100.0

Coefficient of Utilization



REPORT NUMBER: P413308

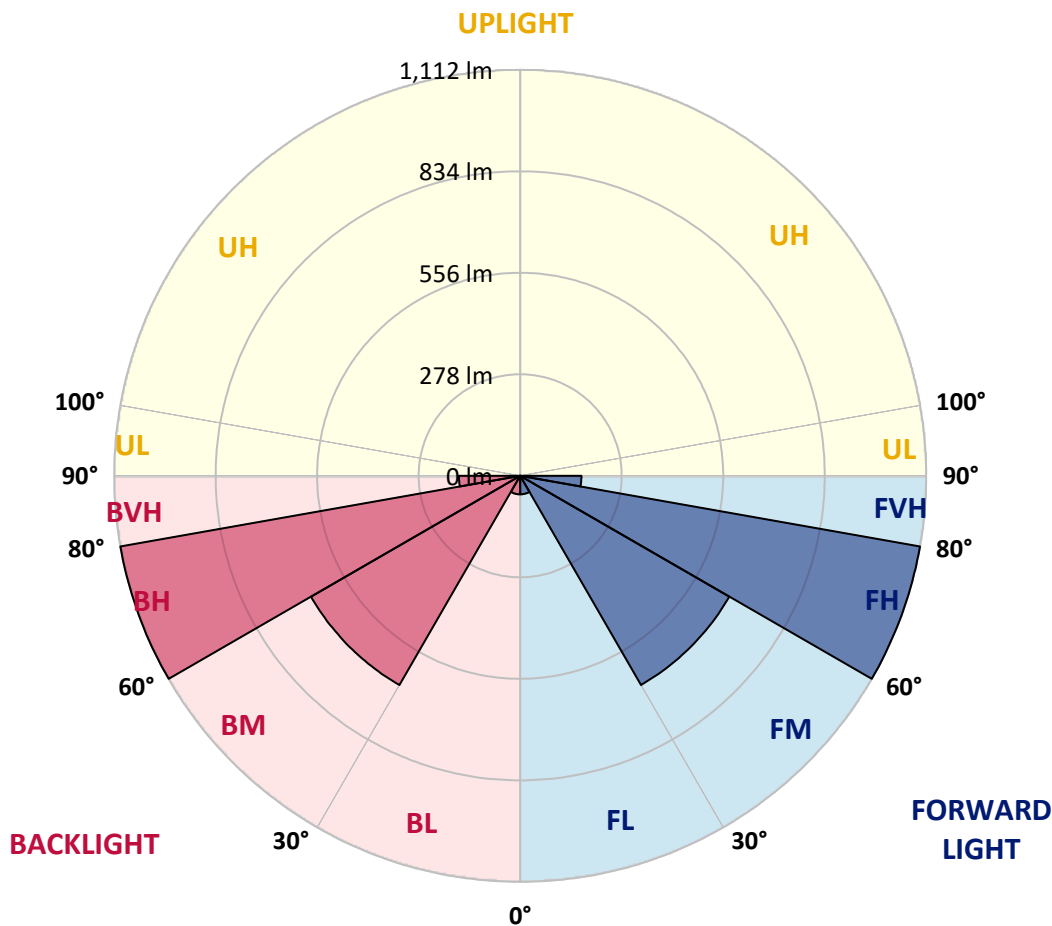
CATALOG NUMBER: TT-D2-735-U-RW-PM

LUMINAIRE CLASSIFICATION SYSTEM LUMEN TABLE AND BUG RATING:

Zone	Lumens	% Fixture	Zone Rating/Lumen Limit		
			B	U	G
FL (0°-30°)	50.8	1.3			
FM (30°-60°)	661.6	16.6			
FH (60°-80°)	1111.9	27.9			G1/1800
FVH (80°-90°)	167.7	4.2			G2/225
BL (0°-30°)	50.8	1.3	B0/110		
BM (30°-60°)	661.6	16.6	B1/1000		
BH (60°-80°)	1111.9	27.9	B3/2500		G3/2500
BVH (80°-90°)	167.7	4.2			G2/225
UL (90°-100°)	0.0	0.0		U0/0	
UH (100°-180°)	0.0	0.0		U0/0	

BUG Rating: B3-U0-G3

Type IV Short





REPORT NUMBER: P413308
 CATALOG NUMBER: TT-D2-735-U-RW-PM

CANDELA DISTRIBUTION (FULL):

	0°	5°	15°	25°	35°	45°	55°	65°	75°	85°	90°
0°	72.8	72.8	72.8	72.8	72.8	72.8	72.8	72.8	72.8	72.8	72.8
2.5°	73.7	73.7	74.7	74.7	74.7	74.7	74.7	74.7	74.7	74.7	74.7
5°	76.6	76.6	76.6	76.6	77.5	77.5	76.6	76.6	76.6	76.6	76.6
7.5°	81.3	80.4	81.3	81.3	81.3	80.4	80.4	80.4	79.4	79.4	79.4
10°	86.0	86.0	87.0	86.0	86.0	85.1	85.1	85.1	84.1	84.1	84.1
12.5°	92.6	92.6	92.6	92.6	91.7	91.7	90.7	89.8	88.9	88.9	88.9
15°	101.1	100.2	100.2	99.3	98.3	97.4	96.4	96.4	95.5	95.5	95.5
17.5°	109.7	109.7	108.7	107.8	105.9	104.9	104.9	104.0	103.0	103.0	103.0
20°	120.1	120.1	119.1	117.2	115.3	114.4	113.4	113.4	112.5	112.5	112.5
22.5°	132.3	131.4	129.5	127.6	125.7	124.8	123.8	122.9	122.9	122.9	122.9
25°	145.6	144.6	143.7	140.9	138.0	137.1	135.2	135.2	134.2	135.2	135.2
27.5°	161.6	160.7	158.8	156.0	152.2	150.3	149.4	149.4	150.3	150.3	151.2
30°	181.5	179.6	177.7	173.9	170.2	167.3	167.3	168.3	171.1	173.0	173.0
32.5°	205.1	204.2	201.3	197.6	191.0	189.1	191.0	196.6	200.4	203.2	205.1
35°	232.5	231.6	227.8	221.2	216.5	215.5	221.2	230.7	242.9	246.7	248.6
37.5°	262.8	263.7	259.0	251.5	246.7	248.6	260.0	277.9	290.2	298.7	300.6
40°	300.6	302.5	296.8	288.3	283.6	291.2	309.1	329.9	351.7	362.1	364.9
42.5°	345.0	347.9	340.3	331.8	329.0	341.3	366.8	400.8	439.6	451.9	456.6
45°	399.9	401.8	392.3	384.7	382.8	404.6	448.1	504.8	566.2	594.6	599.3
47.5°	465.1	464.1	455.6	446.2	448.1	479.3	544.5	621.1	686.3	729.8	739.2
50°	539.8	535.0	528.4	517.1	529.4	574.7	657.0	749.6	859.3	898.0	915.1
52.5°	614.4	605.9	600.3	592.7	614.4	673.1	788.4	950.0	1115.5	1204.3	1222.3
55°	681.6	674.9	672.1	673.1	707.1	791.2	942.5	1149.5	1309.2	1383.0	1396.2
57.5°	747.7	744.0	741.1	746.8	800.7	910.3	1080.5	1274.3	1405.7	1460.5	1469.9
60°	810.1	813.9	812.0	829.0	894.3	1004.9	1152.3	1343.3	1469.9	1520.0	1530.4
62.5°	879.1	882.0	882.0	900.9	953.8	1051.2	1201.5	1424.6	1585.3	1659.0	1670.3
65°	938.7	940.6	944.4	945.3	994.5	1091.8	1288.4	1499.2	1642.9	1728.0	1735.6
67.5°	983.1	985.0	980.3	975.6	1013.4	1101.3	1281.8	1489.8	1617.4	1681.7	1687.4
70°	1019.0	1010.5	997.3	973.7	986.0	1052.1	1227.0	1414.2	1542.7	1600.4	1608.9
72.5°	1023.8	1016.2	974.6	921.7	906.5	964.2	1130.6	1298.8	1409.4	1464.3	1465.2
75°	995.4	975.6	906.5	827.1	798.8	853.6	996.3	1149.5	1238.3	1284.7	1289.4
77.5°	899.9	881.0	794.1	703.3	671.2	718.4	839.4	963.3	1048.3	1093.7	1096.6
80°	730.7	724.1	644.7	561.5	522.8	550.2	656.0	753.4	822.4	876.3	881.0
82.5°	538.8	533.2	472.7	399.9	368.7	391.4	467.0	538.8	603.1	646.6	649.4
85°	336.5	325.2	287.4	236.3	215.5	230.7	280.8	329.0	386.6	420.7	422.6
87.5°	112.5	107.8	92.6	76.6	64.3	67.1	82.2	100.2	146.5	161.6	171.1
90°	0.0	0.0	0.0	0.0	0.0	0.0	0.0	0.0	0.0	0.0	0.0

(END OF REPORT)